



# ZYLIA Streaming Application

## Reference manual



2024-01-31

v1.1

Zylia sp. z o. o. Mostowa 27, 61-854 Poznań, Poland	support@zylia.co phone: +48612794044 www.zylia.co	KRS: 000270693 REGON: 140778047 NIP: 5252380826
---	---	---

**Copyright 2024 Zylia sp. z o.o. All rights reserved. Made in Poland.**

This manual, as well as the software described in it, is furnished under a license and may be used or copied only in accordance with the terms of such license. The content of this manual is furnished for informational use only, is subject to change without notice, and should not be construed as a commitment by Zylia. Every effort has been made to ensure that the information in this manual is accurate. Zylia assumes no responsibility or liability for any errors or inaccuracies that may appear in this book.

Except as permitted by such license, no part of this publication may be reproduced, edited, stored in a retrieval system or transmitted, in any form or by any means, electronic, mechanical, recording or otherwise, without the prior written permission of Zylia.

Zylia and the Zylia Logo are trademarks of Zylia sp. z o.o. All other products and company names are trademarks or registered trademarks of their respective holders.

Zylia sp. z o. o. Mostowa 27, 61-854 Poznań, Poland	support@zylia.co phone: +48612794044 www.zylia.co	KRS: 000270693 REGON: 140778047 NIP: 5252380826
---	---	---

## Table of Contents

Overview .....	5
Installation Prerequisites .....	6
Interface .....	9
Usage.....	11
Windows Version Compatibility .....	16
Support.....	17

## Overview

**ZYLIA Streaming Application** is an application for MacOS which allows for quickly setting up the ZYLIA ZM-1 microphone for streaming of Ambisonics or binaural audio to other applications such as OBS, Zoom and other live audio streaming software.



<p>Zylia sp. z o. o. Mostowa 27, 61-854 Poznań, Poland</p>	<p>support@zylia.co phone: +48612794044 www.zylia.co</p>	<p>KRS: 0000270693 REGON: 140778047 NIP: 5252380826</p>
--	--	---

# Installation

## Prerequisites

Before installing ZYLIA Streaming Application, the following prerequisites are necessary:

- IEM Binaural Decoder plugin  
<https://plugins.iem.at/docs/pluginDescriptions/#binauraldecoder>

Install this plugin by following the instruction on the website:  
<https://plugins.iem.at/docs/installation/>

- Open Broadcast Software  
<https://obsproject.com/>

To use ZYLIA Streaming Application with OBS, install or update OBS to the latest version of this software.

If you already have it installed, you can update it by opening OBS – Help – Check for updates.

It is also recommended to install SoundFlower or Blackhole Virtual Audio device for additional audio routing possibilities. Because Soundflower is no longer being supported, we recommend Blackhole for latest macOS versions.

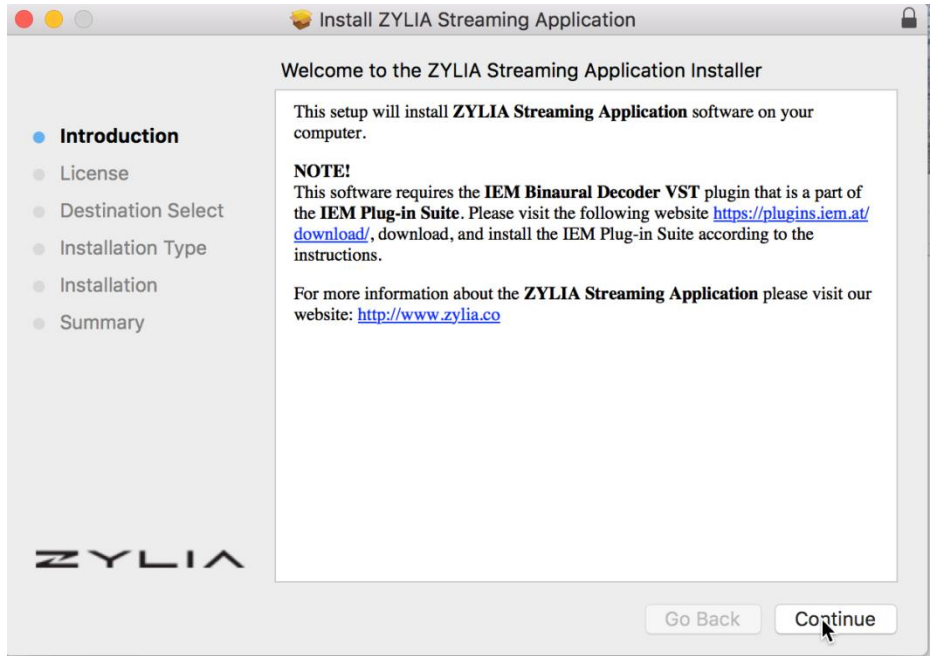
<https://github.com/mattingalls/Soundflower/releases>

<https://existential.audio/blackhole/>

## Instructions

1. Close other applications
2. Download the ZYLIA Streaming Application installer package appropriate for your operating system. Download from:  
<https://www.zylia.co/downloads.html>
3. Run the installer and follow the displayed instructions.  
The user will be reminded to complete the prerequisites before installation.

Zylia sp. z o. o. Mostowa 27, 61-854 Poznań, Poland	support@zylia.co phone: +48612794044 www.zylia.co	KRS: 0000270693 REGON: 140778047 NIP: 5252380826
---	---	--



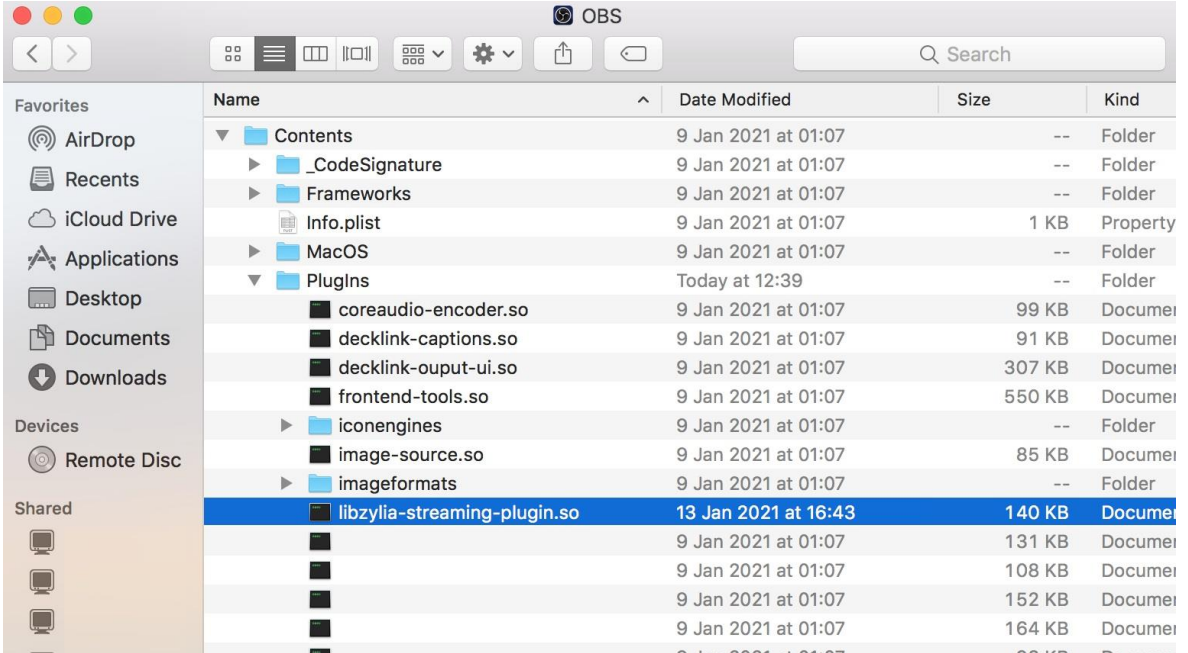
4. ZYLIA Streaming application includes ZYLIA Streamer OBS plugin, an OBS plugin capable of streaming audio directly from ZYLIA Streaming Application to OBS.

You can verify this plugin is installed by:

MacOS: Open Finder, locate OBS application. Right click – Show package Contents.

Under Plugins you should find “libzylia-streaming-plugin”

Zylia sp. z o. o. Mostowa 27, 61-854 Poznań, Poland	support@zylia.co phone: +48612794044 www.zylia.co	KRS: 000270693 REGON: 140778047 NIP: 5252380826
---	---	---





## Interface

ZYLIA Streaming Application is composed of two main panels:

On the Left panel:

- Start streaming button. Click it to enable the audio streaming to the assigned output. Click again to stop.
- Settings. Audio device Input and Output.
- Output type: Choose between Ambisonics 16 channel or Binaural audio
- Open Binaural Plugin window: Opens IEM Binaural Decoder plugin settings. (Ambisonics order, type of normalization and headphone presets)

On the Right panel:

- ZYLIA Ambisonics Converter plugin window. Here you can select your settings for conversion from the ZM-1 signal input to the Ambisonics domain.  
For more information, please refer to ZYLIA Ambisonics Converter plugin Reference manual available through:  
<https://www.zylia.co/downloads.html>

On the top right corner you will find the Settings button for ZYLIA Streaming Application containing End User Agreement and Third Party Licenses.

Zylia sp. z o. o. Mostowa 27, 61-854 Poznań, Poland	support@zylia.co phone: +48612794044 www.zylia.co	KRS: 000270693 REGON: 140778047 NIP: 5252380826
---	---	---



<p>Zylia sp. z o. o. Mostowa 27, 61-854 Poznań, Poland</p>	<p>support@zylia.co phone: +48612794044 www.zylia.co</p>	<p>KRS: 000270693 REGON: 140778047 NIP: 5252380826</p>
--	--	--

## Usage

After the application has been activated, the ZYLIA ZM-1 microphone may be connected to the computer.

To set the Input for the ZYLIA ZM-1 microphone, click on *Settings* and select your ZM-1 microphone as the *Input*.

As the output, you may select between multiple options, such as: Aggregate Device, Soundflower/ Blackhole and ZYLIA Streamer OBS plugin (this plugin is limited to 4 channels).

The selected *Output*, should be chosen depending on your streaming platform.

Below you will find different use cases for Zoom videoconferencing application and OBS.



<p>Zylia sp. z o. o. Mostowa 27, 61-854 Poznań, Poland</p>	<p>support@zylia.co phone: +48612794044 www.zylia.co</p>	<p>KRS: 0000270693 REGON: 140778047 NIP: 5252380826</p>
--	--	---

After setting the input and output, you can choose one of the following presets:

- **Binaural Output:** The ZM-1 audio signal is processed by ZYLIA Ambisonics Converter and IEM Binaural Decoder plugin, resulting in the 2-channel binaural audio output.

By clicking *Open Binaural Plugin Window* you may alter between Ambisonics Orders, input normalization and headphone equalization

- **Ambisonics Output:** ZM-1 audio signal is processed by ZYLIA Ambisonics Converter plugin, resulting in B-Format output.

**NOTE:** It is possible to stream 2<sup>nd</sup> and 3<sup>rd</sup> order Ambisonics with special version of OBS (OBS Studio Music Edition v25.0.8 - <https://github.com/pkviet/obs-studio/releases/tag/25.0.8win>).

ZYLIA Streamer OBS plugin is limited to 4 channels, therefore for 2<sup>nd</sup> or 3<sup>rd</sup> Ambisonics order streaming, use Soundflower/Blackhole 16 channel as the Output device.

The user should be aware of the audio format limitations of the streaming platform.

### ***Streaming ZYLIA ZM-1 Binaural or Ambisonics audio to OBS***

***1. In order to receive the input from the ZYLIA ZM-1 to OBS, the user should select on the Settings:***

***Input: ZYLIA ZM-1 microphone***

***Output: ZYLIA Streamer OBS plugin***

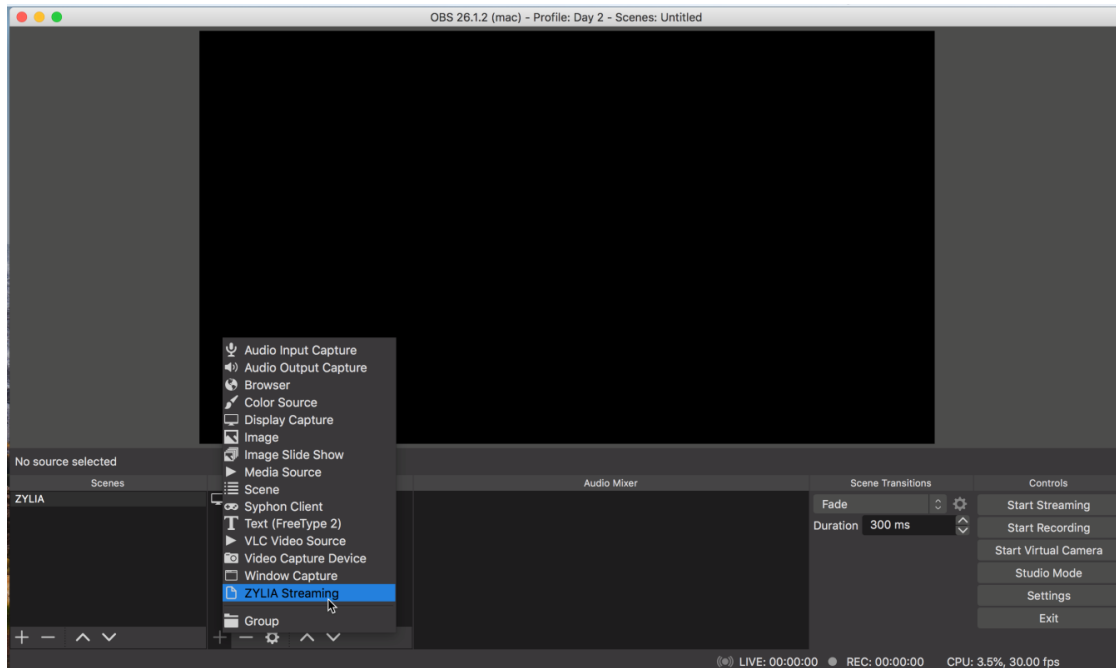
***2. Afterward, select your preferred audio processing, binaural or ambisonics. By selecting Ambisonics, make sure OBS is configured to the corresponding number of channels, in this case, 4 Channel output.***

***Selecting binaural results in 2 channel stereo output.***

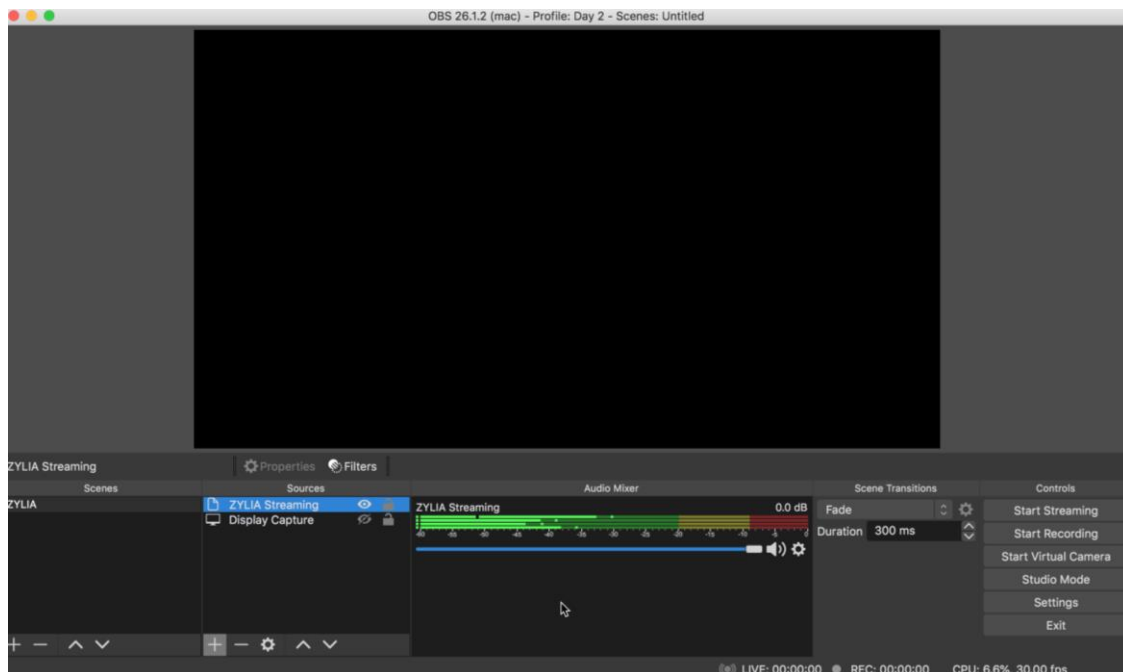
***3. Click on the Red button to Start Streaming.***

***4. Open OBS and configure your session according to the audio output selected. (OBS – Settings – Audio – General – Channels: Stereo or 4.0)***

Zylia sp. z o. o. Mostowa 27, 61-854 Poznań, Poland	support@zylia.co phone: +48612794044 www.zylia.co	KRS: 0000270693 REGON: 140778047 NIP: 5252380826
---	---	--



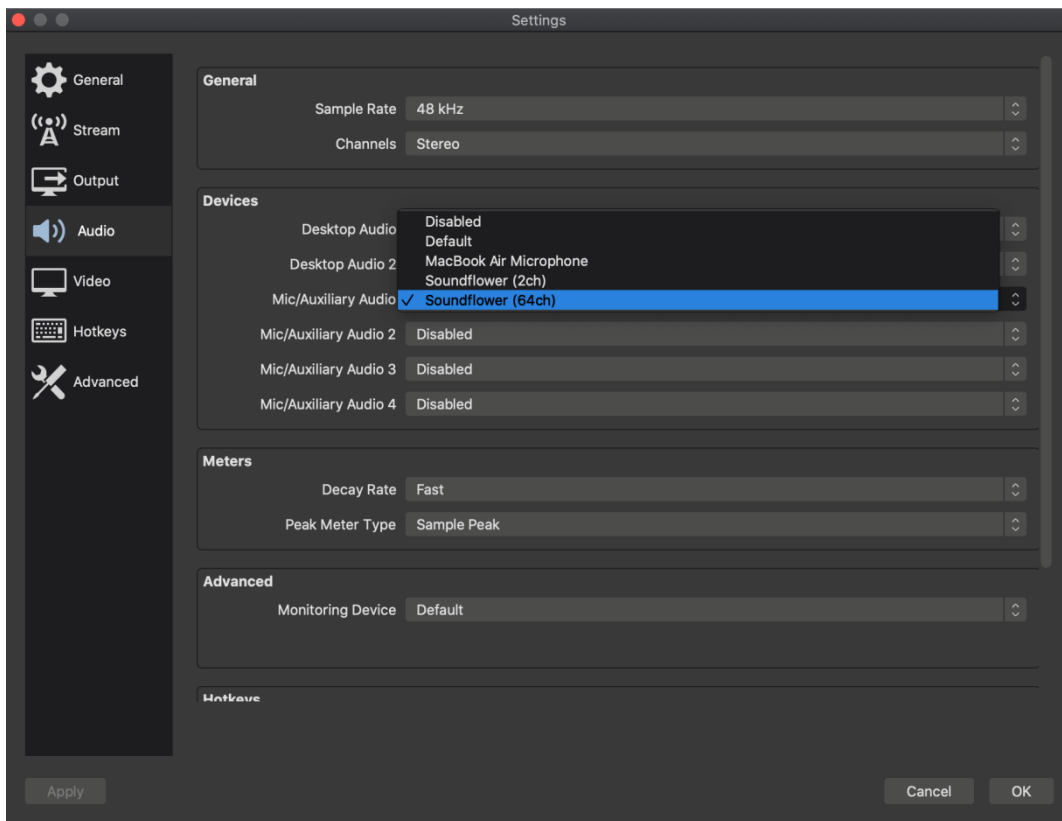
5. On the Media Sources, click **+** to add the source *ZYLIA Streaming*. The *ZYLIA Streaming* source should now appear on the Audio Mixer and you should now be receiving binaural or ambisonics signal.



6. In alternative to use ZYLIA Streaming plugin, you may choose to select Soundflower/Blackhole as the main output on the ZYLIA Streaming App.

To use this setting in OBS, click on *Settings – Audio Devices – SoundFlower/*

*Black  
hole*



In order to configure audio and video streaming in OBS please refer to the following guides: <https://obsproject.com/wiki/>

### **Streaming ZYLIA ZM-1 Binaural audio to Zoom videoconferencing application.**

1. To stream audio from ZYLIA Streaming Application to Zoom select on the main settings:

Input: ZYLIA ZM-1 microphone

Output: Soundflower or Blackhole Virtual audio device

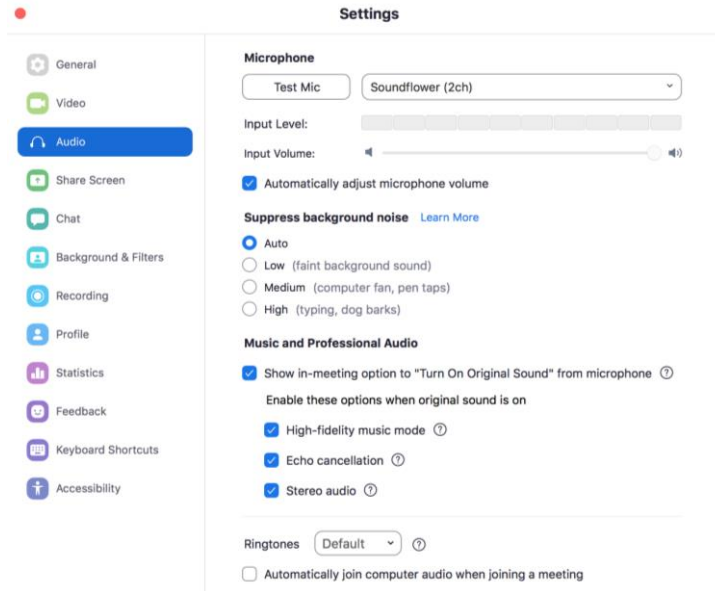
2. As for now, Zoom only supports stereo audio, therefore choose Binaural as your audio configuration. Enable the stream.

3. In Zoom, open Settings – Audio. As the Microphone or input device, select

Zylia sp. z o. o. Mostowa 27, 61-854 Poznań, Poland	support@zylia.co phone: +48612794044 www.zylia.co	KRS: 0000270693 REGON: 140778047 NIP: 5252380826
---	---	--

Soundflower or Blackhole virtual audio device.

4. Also in Zoom, In “Music and Professional Audio” enable “Show in-meeting option to Turn On Original Sound”. Enable as well “Stereo audio”



5. When starting a videoconferencing, you will now have the option to “Turn On Original Sound” and you will transmit binaural audio from ZYLIA Streaming Application.

Zylia sp. z o. o. Mostowa 27, 61-854 Poznań, Poland	support@zylia.co phone: +48612794044 www.zylia.co	KRS: 0000270693 REGON: 140778047 NIP: 5252380826
---	---	--

## Windows Version Compatibility

### Using ZYLIA Streaming Application on Windows

The ZYLIA Streaming Application is fully functional on Windows systems, offering users the same high-quality experience as on other platforms. However, it's important to note that the OBS plugin is not currently supported on Windows. To ensure seamless integration and optimal performance, we recommend utilizing a virtual cable Windows device.

### Setting Up Your Output Device

To configure your output device, simply use the ZYLIA Control Panel application.

For further assistance or detailed instructions, please refer to the ZYLIA user manual or visit our support page. Our team is dedicated to providing comprehensive support to enhance your streaming experience on the Windows platform.

Zylia sp. z o. o. Mostowa 27, 61-854 Poznań, Poland	support@zylia.co phone: +48612794044 www.zylia.co	KRS: 000270693 REGON: 140778047 NIP: 5252380826
---	---	---



## Support

In case of any technical problems please check our online support center at [www.zylia.co/support](http://www.zylia.co/support).

If you have any questions regarding ZYLIA Streaming Application and its configuration, please contact [support@zylia.co](mailto:support@zylia.co).

Zylia sp. z o. o. Mostowa 27, 61-854 Poznań, Poland	support@zylia.co phone: +48612794044 www.zylia.co	KRS: 000270693 REGON: 140778047 NIP: 5252380826
---	---	---