

ZYLIA

Quick setup guide

Version: 1.9

Warnings

Water / humidity / temperature

To reduce fire or shock hazard, do not expose the unit to rain, moisture or high temperatures.

Cables

Use the attached USB cable and microphone adapter for proper usage.

Notice

If static electricity or electromagnetism causes data transfer failure, restart the application or disconnect and connect the USB cable.

This product has been tested and found compliant with the limits set out in the EMC regulation for using cables shorter than 3 meters.

Electromagnetic fields at the specific frequencies may influence the sound quality of this device.

Safety precautions

Handle the microphone with special care, avoiding sudden shocks such as dropping or hitting into other objects.

Do not tap the microphone patches to check if they are working. Do not blow into the microphone patches to check if they are working. The LED ring indicator will show the current status of the microphone.

Warning on copyright

Music, performances and other materials may be copyrighted. Unauthorized recording of such materials may be contrary to the provisions of the copyright laws.

No warranty in case of damaged content or recording failure

ZYLIA cannot provide a guarantee in the case of failure to record or loss or damage of recorded content due to a malfunction of the microphone or recording software, etc.

Cleaning

Clean the surface of the microphone with a soft dry cloth. To prevent damage to the finish or casing, do not expose the microphone to chemical products.

Notes on using the recording system

Use and care

Avoid rough handling, disassembling, physical shock, or impact such as dropping, hammering or stepping on the product. Be particularly careful with the microphone patches.

Notes on recording:

- Before you start recording, run a calibration and trial recording to make sure that the microphone is working correctly.
- The microphone is not dust-proof, splash-proof or water-proof.
- If moisture condensation occurs, remove it before using the microphone.
- Do not shake or strike the microphone. It may cause a malfunction and you may

- not be able to record sound.

Do not use/store the microphone in the following places

- In extremely hot, cold or humid places.
- Storing under direct sunlight or near a heater.
- In a location subject to rocking vibrations.
- In a location that generates strong radio waves, emits radiation or is a strongly magnetic place.
- In sandy or dusty places.

Basic set

- ZYLIA ZM-1 microphone
- ZYLIA ZM-1 microphone stand/adaptor
- USB cable
- 5/8" to 3/8" mount adaptor
- Quick setup guide

Identifying parts



ZM-1 microphone



Tripod stand



Mount adapter
(inserted in the
tripod stand)



Micro USB cable
3 meters

Microphone mounting options

The ZM-1 microphone comes with a $\frac{1}{4}$ " mount which connects with the bundled tripod stand. The tripod stand has a $\frac{5}{8}$ " mount. The set also includes a $\frac{5}{8}$ " to $\frac{3}{8}$ " mount adapter

LED ring status indicator

The LED ring located on the equator of the microphone informs on the current status of the microphone:

- White light – The ZM-1 microphone is powered and connected to the computer
- Blue light – The ZM-1 microphone is ready to use
- Red light – The ZM-1 microphone sends recording data to the computer
- Green light – testing mode

It is possible to dim the LED ring or even turn it off completely using ZYLIA Control Panel application.

ZYLIA software requirements

- Supported operating systems
 - Apple – 64 bit, from OS X 10.9 to the latest
 - Linux – 64 bit, Ubuntu 16.04 or higher
 - Windows – 64 bit, 7, 8.1, 10, 11
- Supported Hardware
 - 64 bit Intel system
 - CPU limits the processing time
- RAM - 2 GB is recommended

ZYLIA ZM-1 microphone

- ZYLIA ZM-1 is a spherical microphone array designed for multi-track audio recording
- 19 microphone omnidirectional condenser capsules distributed on a sphere
- LED ring status indicator informing about recording status
- 48 kHz / 24 bit recording
- USB connectivity
- Recording process in ZYLIA Studio software or any DAW (Digital Audio Workstation)
- Drivers for macOS (10.9 or later), Windows (7, 8.1, 10, 11) and Linux (Debian)

ZYLIA ZM-1 Physical Specification

- Size: height 155 mm (6.1"), length 103 mm (4")
- Weight: 470 grams (16.6 ounces)
- Material of housing: ABS or anodized aluminium (Limited edition only)
- Storage – external device: Linux, macOS or PC connected with USB
- Connection - Micro USB 2.0 (power and output signal interface)
- Input - 19 microphones - omnidirectional condenser capsules distributed on a sphere
- Mounting - 1/4" and 5/8" stand threads. Additionally, you can mount the adapter from 5/8" to 3/8".

ZYLIA ZM-1

108.6 mm (4.27")



155 mm (6.1")

103 mm (4")

Support

In case of any technical problems please check our on-line support center at **www.zyλια.co/support**. If you cannot find the answer to your question please contact **support@zyλια.pl**. If you have any questions regarding the recording process or instrument placement contact **support@zyλια.pl**.

Additional information on this product and answers to frequently asked questions can be found at **www.zyλια.co**.

The most up-to-date version of product manuals is available online at **www.zyλια.co/downloads.html**

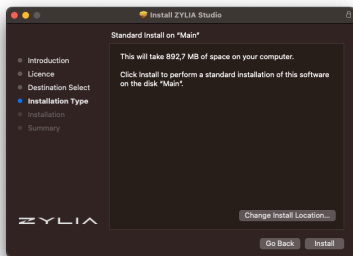
First Use

Step 1



Register your product on www.zylia.co/register website to obtain software download directions.

Step 2



Download and install ZYLIA ZM-1 microphone driver for your operating system (macOS, Windows or Linux), and selected software.

Step 3



Place the microphone in the middle of your audio scene.

Step 4



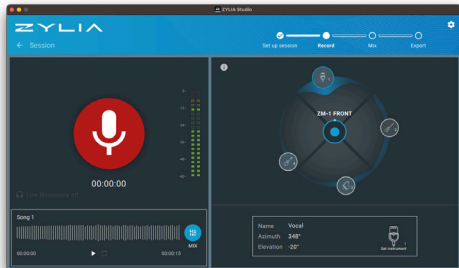
Plug the microphone into your computer using the USB cable.

Step 5



Run selected ZYLIA software.

Step 6



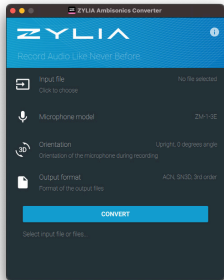
For more information on ZYLIA Studio usage visit
<https://www.zylia.co/zylia-studio.html>

Step 7



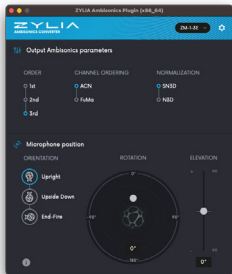
For more information on ZYLIA Studio PRO plugin usage visit
<https://www.zylia.co/zylia-studio-pro.html>

Step 8



For more information on ZYLIA Ambisonics Converter software usage visit <https://www.zylia.co/zylia-ambisonics-converter.html>

Step 9



For more information on ZYLIA Ambisonics Converter plugin usage visit <https://www.zylia.co/zylia-ambisonics-converter-plugin.html>

Legal



CAN ICES-3 (B)

Supplier's Declaration of Conformity

Unique Identifier: ZYLIA ZM-1 model 3E

Responsible party: Zylia Inc, www.zylia.co

This device complies with part 15 of the FCC Rules. Operation is subject to the following two conditions:

(1) This device may not cause harmful interference, and (2) this device must accept any interference received, including interference that may cause undesired operation.

FCC regulatory warning

This equipment has been tested and found to comply with the limits for a Class B digital device, pursuant to part 15 of the FCC Rules. These limits are designed to provide reasonable protection against harmful interference in a residential installation. This equipment generates, uses and can radiate radio frequency energy and, if not installed and used in accordance with the instructions, may cause harmful interference to radio communications. However, there is no guarantee that interference will not occur in a particular installation. If this equipment does cause harmful interference to radio or television reception, which can be determined by turning the equipment off and on, the user is encouraged to try to correct the interference by one or more of the following measures:

- Reorient or relocate the receiving antenna.
- Increase the separation between the equipment and receiver.
- Connect the equipment into an outlet on a circuit different from that to which the receiver is connected.
- Consult the dealer or an experienced radio/TV technician for help.

Any changes or modifications not expressly approved by the party responsible for compliance could void the user's authority to operate this equipment.

Warranty Information

ZYLIA's hardware products are covered with warranty against defects in materials and workmanship under normal use for a period of ONE (1) YEAR from the date of purchase by the original end-user purchaser ("Warranty Period").

During this warranty period, if a defect arises, and you follow the instructions for returning the product, we will apply one of the following options:

- repair the product using either new or refurbished parts,
- replace the product with a new or refurbished product,
- refund the purchase price of the product.

A replacement product assumes the remaining warranty of the original product or ninety (90) days from the date of replacement or repair, whichever provides longer coverage for you.

This warranty applies only to hardware products manufactured by or for ZYLIA that can be identified by the ZYLIA trade name, serial number, and logo affixed to them and which are sold through our official sales channels.

This warranty does not apply:

- to normal tear and wear and cosmetic damage, including but not limited to scratches and dents;
- to defects or damage caused by misuse, accident (including, without limitation, collision, fire and the spillage of food or liquid), neglect, abuse, alteration, unusual stress, modification, improper or unauthorized repair, installation, wiring, or testing, improper storage, use in an unapproved device or if the serial number has been removed;
- to damage caused by using the product outside the permitted or intended uses described by ZYLIA;
- to any non-ZYLIA hardware products or any software, even if packaged or sold with ZYLIA products.
- to modifications of the products' firmware or software by anyone other than ZYLIA. ZYLIA reserves the right to disable products if ZYLIA suspects fraud or if ZYLIA determines that the products are counterfeit, stolen or lost in shipment.

ZYLIA does not warrant that the operation of the products will be uninterrupted or error-free. ZYLIA is not responsible for damage arising from failure to follow instructions relating to the use of the products.

THIS WARRANTY GIVES YOU SPECIFIC LEGAL RIGHTS, AND YOU MAY ALSO HAVE OTHER RIGHTS WHICH VARY FROM JURISDICTION TO JURISDICTION. ZYLIA'S RESPONSIBILITY FOR HARDWARE DEFECTS IS LIMITED TO REPAIR OR REPLACEMENT SERVICE AS DETERMINED BY ZYLIA AT ITS SOLE DISCRETION. ALL EXPRESS AND IMPLIED WARRANTIES, INCLUDING BUT NOT LIMITED TO ANY IMPLIED WARRANTIES AND CONDITIONS OF MERCHANTABILITY AND FITNESS FOR A PARTICULAR PURPOSE, ARE LIMITED IN TIME TO THE TERM OF THIS LIMITED WARRANTY. NO WARRANTIES, WHETHER EXPRESS OR IMPLIED, WILL APPLY AFTER THE EXPIRATION OF THE LIMITED WARRANTY PERIOD. SOME JURISDICTIONS DO NOT ALLOW LIMITATIONS ON HOW LONG AN IMPLIED WARRANTY LASTS, SO THIS LIMITATION MAY NOT APPLY TO YOU.

To obtain warranty service for any product that is subject to the foregoing warranty, you must notify ZYLIA and return the defective product together with proof of purchase to the address specified by ZYLIA.

ZYLLIA